

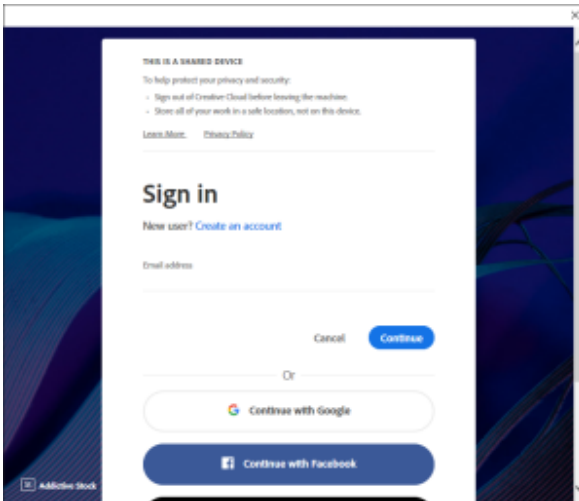
Login to Adobe Applications in Computer Labs

Steps

For Faculty, Staff, and Students

 All current Geneseo Faculty, Staff and Students have access to use Adobe applications installed on computers in campus computer labs

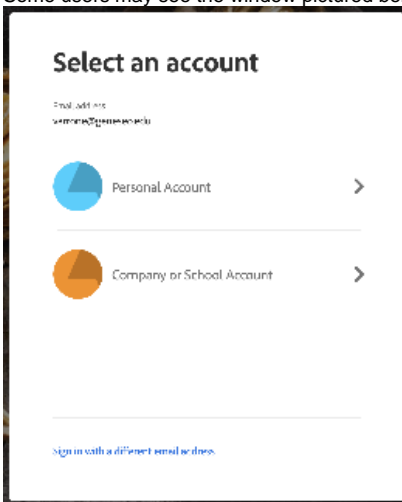
1. Launch one of the Adobe applications installed on the computer. When you see this window, enter in your **Geneseo Email Address** then press the blue **Continue** button.



a.

2. If you are using a Windows lab computer, you will either be automatically logged in or you may have to answer an MFA challenge. You can then begin using the Adobe application.


a. Some users may see the window pictured below. Select **Company or School Account**, then continue the login process.




b.

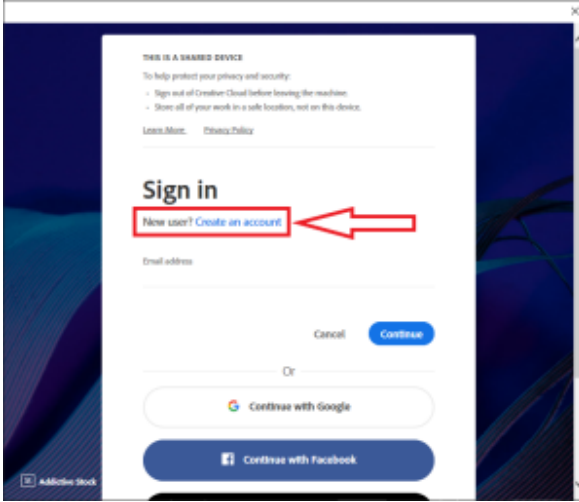
3. If you are using a Mac lab computer, you will need to enter in your password and/or answer an MFA challenge. Then you can begin using the Adobe application.

For guests and community members

 Guests and members of the wider Geneseo community can use Adobe products in our computer labs, but they will first need to register an account with Adobe to do so.

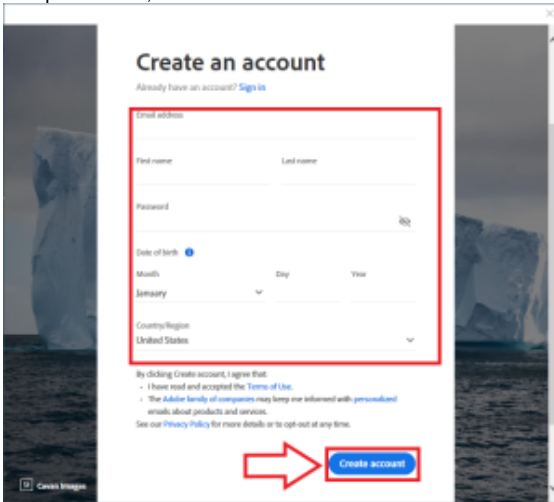
 If a guest or community member already has an existing Adobe account, they can use that account to login to the application, they do not need to create a new account.

1. Launch one of the Adobe applications installed on the computer. When you see this window, select **Create an account**.



a.

2. Fill out the required fields, then click the blue **Create Account** button.



a.

3. Follow any other prompts provided by Adobe. You should now be able to login to the application.



Most lab computers on campus will have the following Adobe applications installed: Photoshop, InDesign, Illustrator, Dreamweaver, Acrobat DC

Related articles

- [Signing Digital Documents](#)
- [Adobe Creative Cloud for Faculty and Staff](#)
- [Adobe Spark](#)
- [Adobe Acrobat](#)
- [Installing Adobe Creative Cloud Applications](#)
- [Login to Adobe Applications in Computer Labs](#)

More Help

For questions, contact the CIT HelpDesk by calling (585) 245-5588, or visiting our [online service desk](#).

